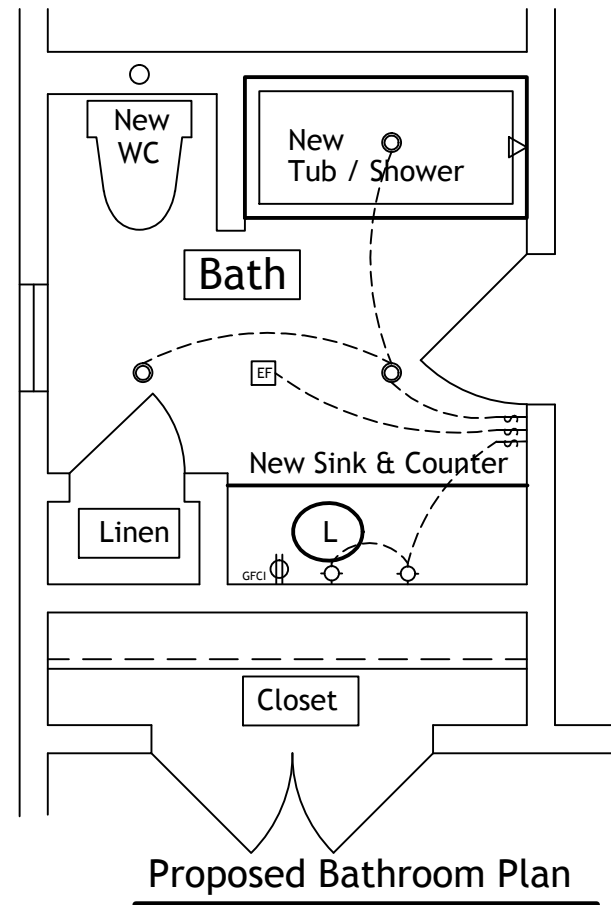
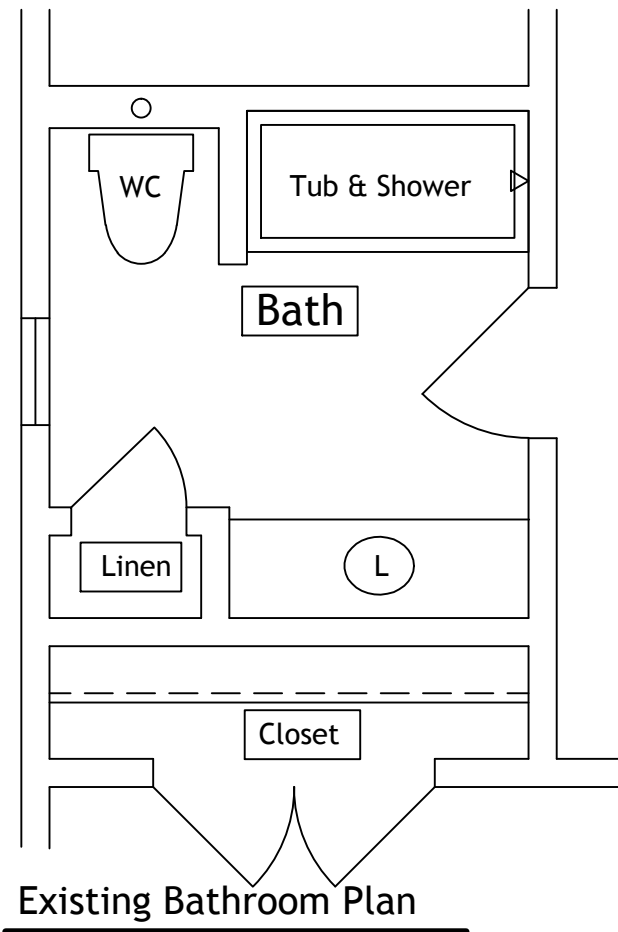
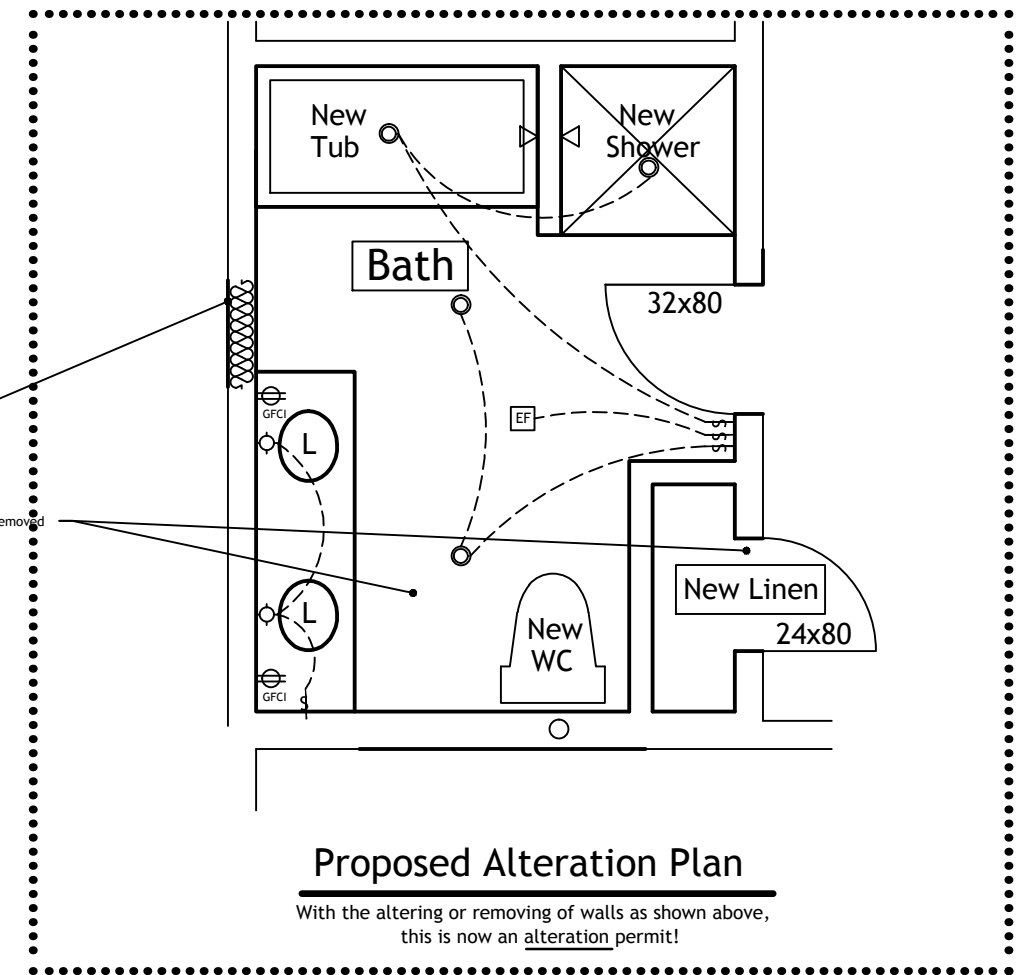


Village of Northbrook - Development & Planning Services

Bath Remodeling Permit Example Drawing



IMPORTANT!



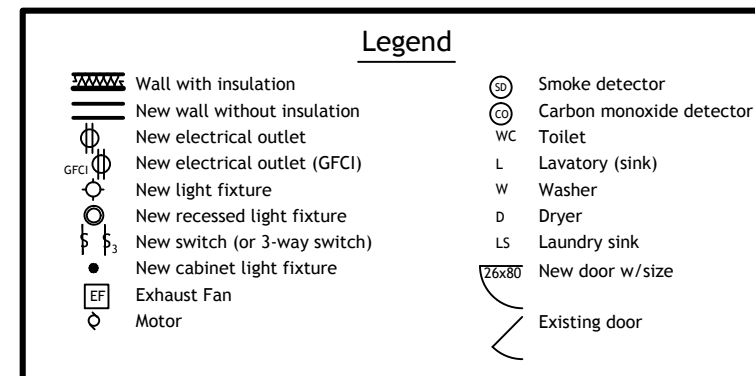
Bath Remodeling @ 1234 Main Street

Notes for bath remodeling permits:

- Smoke & carbon monoxide (CO) detectors required thruout residence (battery operated acceptable where no work occurs).
Smoke detectors are required in every bedroom, outside every bedroom, on each level, and at each heating unit.
CO detectors are required on each level & outside all bedrooms.
- GFCI's outlets required within 3' of each sink.
- If wall surfaces are removed, insulation must fill the cavity & 1/2" (min.) drywall req'd. (cement board @ tub/shower locations).
- If there is an existing fire protection sprinkler system and there is any modification of that system, a separate permit application must be submitted to the Fire Department for review/issuance.

For a bath remodeling permit, drawings should indicate:

- Property address on every sheet
- Existing bathroom plan
- Proposed bathroom plan
- Space Names
- Insulation locations & R-values if existing wall surfaces removed
- Proposed electrical lights/outlets/switches/etc.
- Proposed plumbing fixture locations



For an alteration permit, drawings should indicate/include :

- ⇒ Design professional's (architect's or structural engineer's) seal/signature/date
- Property address on every sheet
- Existing bathroom plan
- Proposed bathroom plan
- Space Names
- Proposed structural changes & construction information
- Insulation locations & R-values if/where existing wall surfaces removed
- Proposed electrical lights/outlets/switches/etc.
- Proposed plumbing fixture locations
- Light & ventilation if windows/doors are removed
- U-factor for any new window or door (to meet 2009 IECC)
- If there is an existing fire protection sprinkler system and there is any modification of that system required, a separate permit application must be submitted to the Fire Department for review/issuance.