

PLACERVILLE DEVELOPMENT SERVICES DEPARTMENT

PLANNING | BUILDING | CODE COMPLIANCE

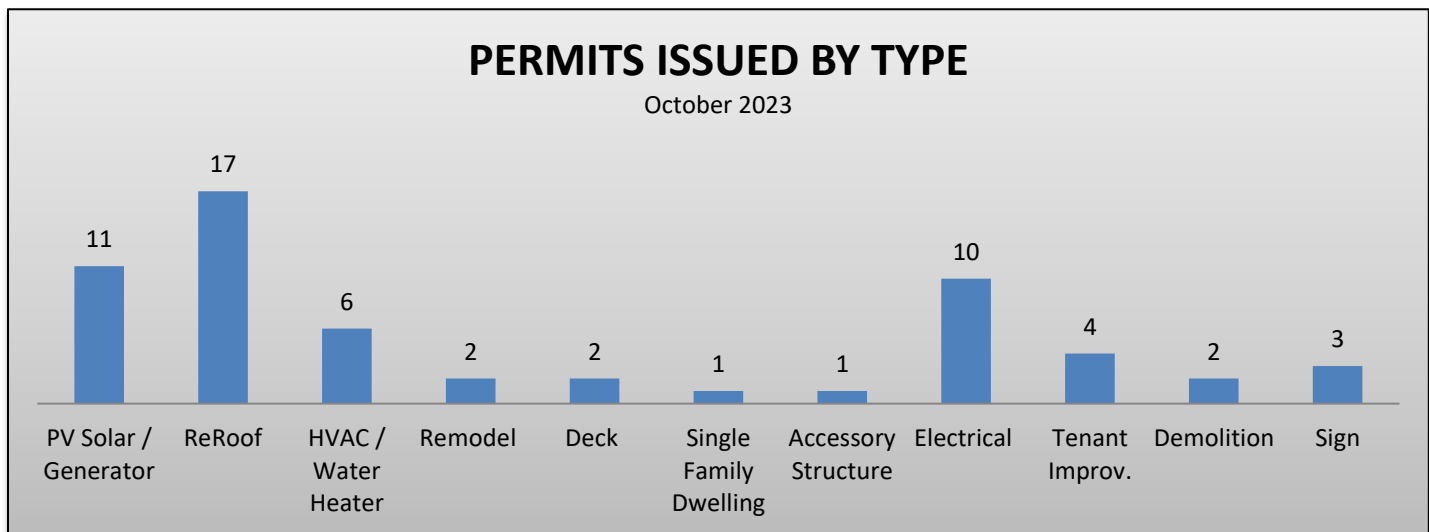
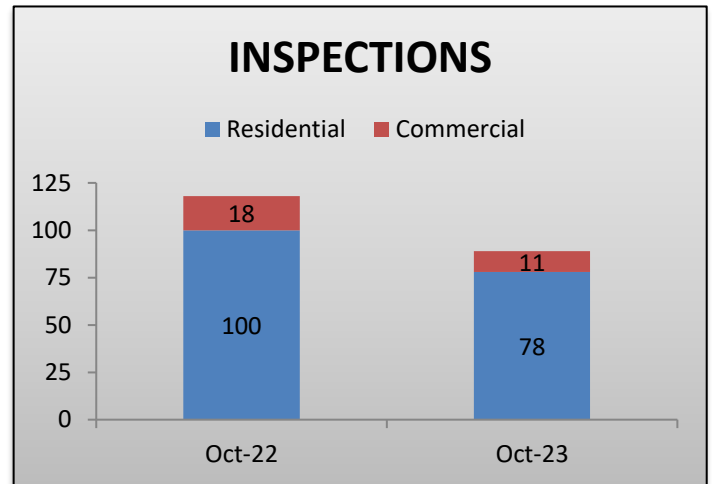
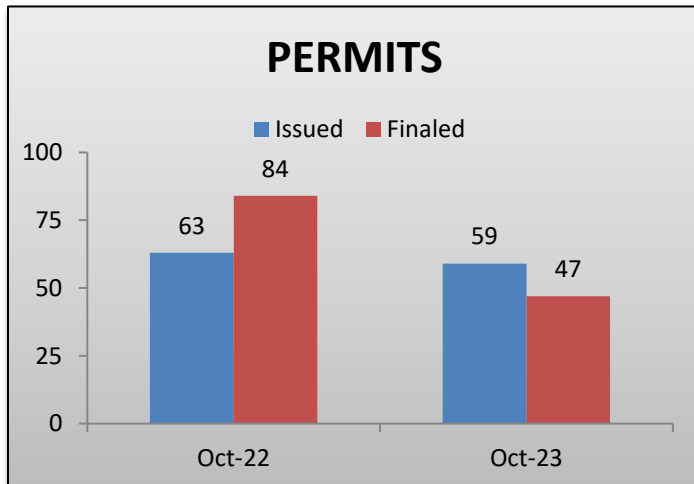
OCTOBER 2023

PLANNING SUMMARY

- APPLICATIONS: 7
 - (3) TEMPORARY USE PERMITS
 - (2) SITE PLAN REVIEWS
 - (1) HISTORIC DISTRICT REVIEW
 - (1) CONDITIONAL USE PERMIT & MASTER SIGN PLAN

BUILDING SUMMARY

- PLAN CHECKS: 29
- CONSTRUCTION VALUATION: \$1,763,086

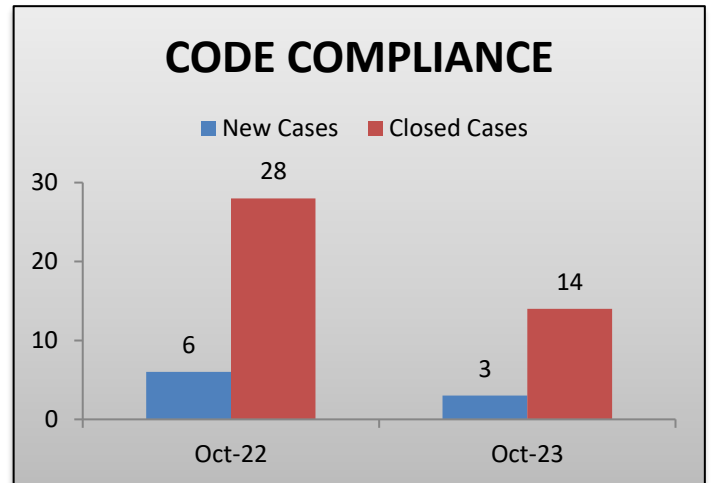
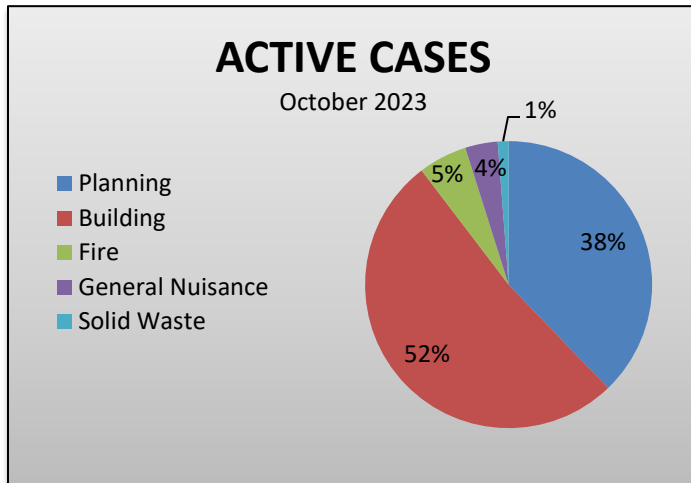


PLACERVILLE DEVELOPMENT SERVICES DEPARTMENT

PLANNING | BUILDING | CODE COMPLIANCE

CODE SUMMARY

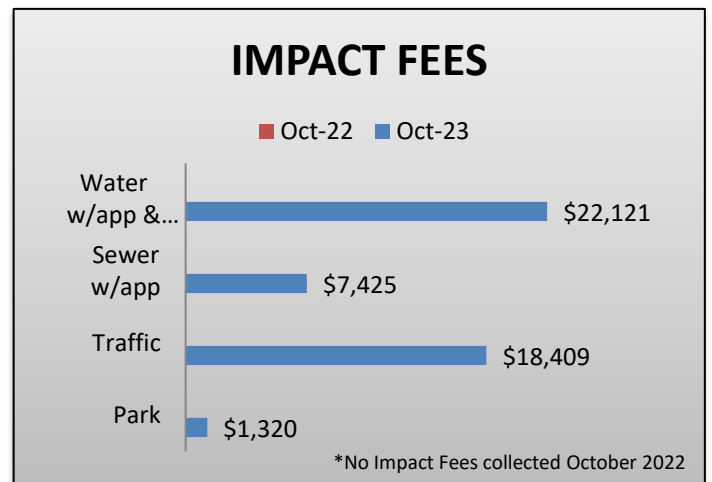
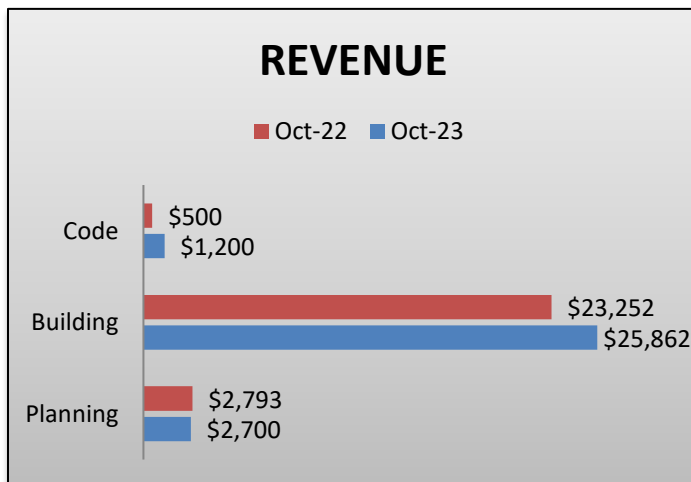
- ACTIVE CASES: 150



2023 New Cases	Jan	Feb	Mar	Apr	May	Jun	Jul	Aug	Sep	Oct	Nov	Dec	Total
Building	4	4	2	17	1	5	4	10	6	2			55
Planning / Zoning		1	2	5	1	26	23	8	9	1			76
Solid Waste		1							2				3
Fire				1	4								5
General Nuisance								2					2
TOTAL	4	6	4	23	6	31	27	20	17	3	0	0	141

DEPARTMENT REVENUE

- TOTAL FEES COLLECTED: **\$79,037** (includes \$49,275 in IMPACT FEES)



PLACERVILLE DEVELOPMENT SERVICES DEPARTMENT

PLANNING | BUILDING | CODE COMPLIANCE

BUILDING SUMMARY

- CURRENT MONTHLY AVERAGES
 - PERMITS ISSUED: 47
 - PERMITS FINALED: 47
 - CONSTRUCTION VALUATION: \$1.34M
- CONSTRUCTION VALUATIONS THIS MONTH CONTINUED TO BE HIGHER THAN AVERAGE DUE TO ISSUING:
 - (1) COMMERCIAL TENANT IMPROVEMENT (336K) – DENTAL OFFICE
 - (1) NEW SINGLE-FAMILY DWELLING (\$470K)

